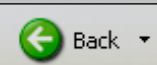


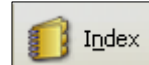

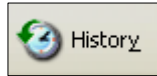
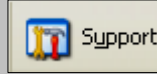


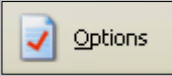
HELP AND SUPPORT

Help is always available in any Windows program. It is only necessary to press the F1 key or to choose Help from the Menu Bar. The Help menu usually corresponds with the action that is being performed. Help may also be activated by clicking the Start button and selecting the Help command.

The Help Window appears with two panes. The left one is used to navigate Help. The right pane displays information on a Help topic. There are eight buttons that appear in Help. These buttons are described in the table below.

Help Menu Buttons

Button		Description
Back		Click this button to return to a previously viewed Help page.
Forward		After Back has been chosen, the Forward button redisplay a previously viewed Help page.
Home		This button is used to return to the first Window that is displayed when the Help and Support option is selected.
Index		The Index provides a fast, easy way to locate topics and resources.
Favorites		Use this option to Add Help Topics, search results, and other pages to the Help and Support Favorites list to make the items easy to locate in the future.
History		This option is used to pick from a list of Help and Support pages that have been read in the past.
Support		When connected to the Internet, there are a variety of ways to get help. <ul style="list-style-type: none">• Remote Assistance enables others to view and work on another person's computer from anywhere.• Microsoft Online Assisted Support enables an online support professional to answer questions about different topics.• Newsgroups provide a forum to communicate with other Windows users.

Button	Description
Options 	Options is used to: <ul style="list-style-type: none">• Define settings and configure the Help and Support Center.• Change how the Help and Support Center is used and viewed.• Set search options to find help and information from a variety of sources.• Share the computer's Help.• Install and quickly switch to Help for other Windows XP or related Windows server family products.