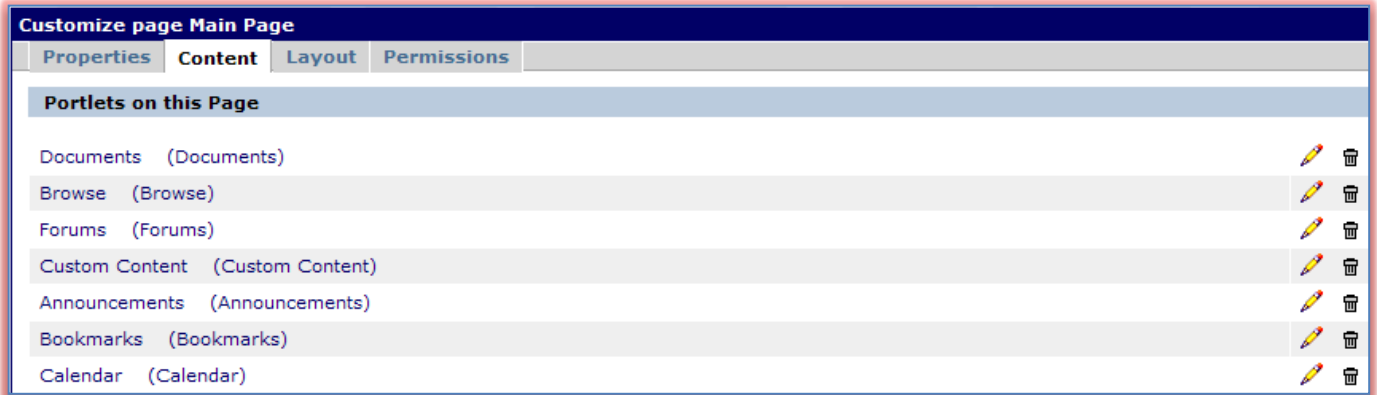
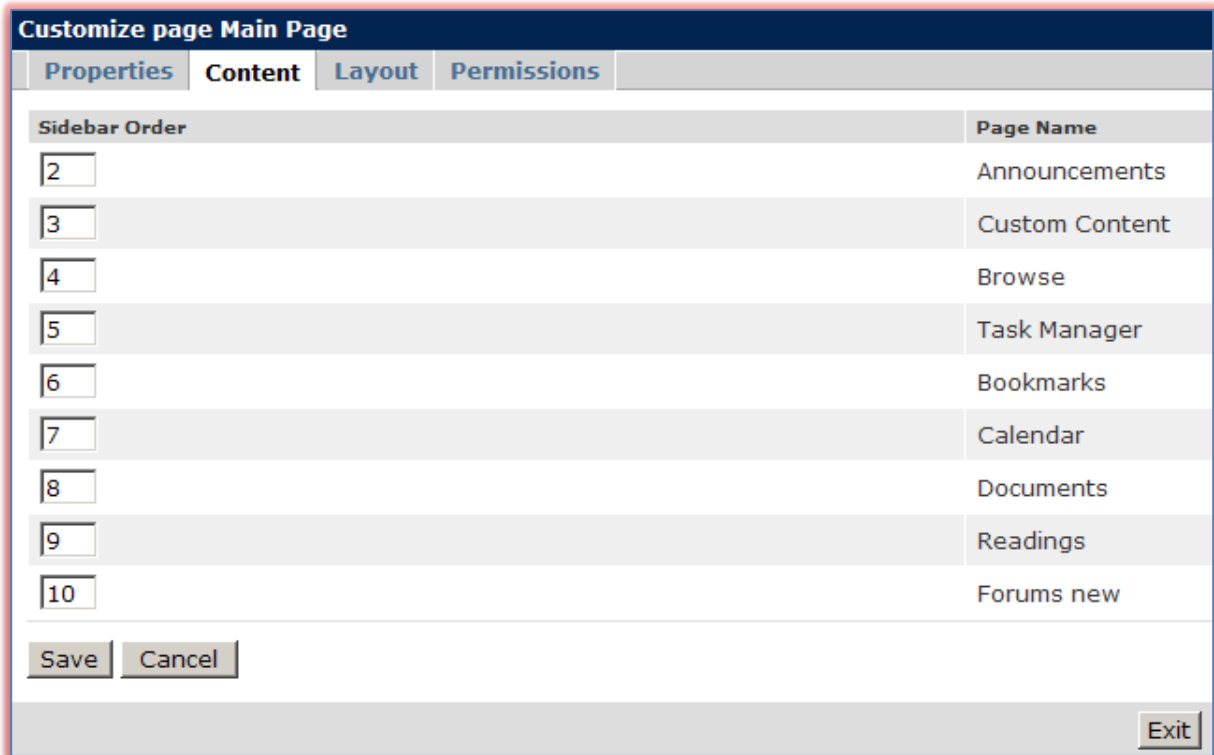
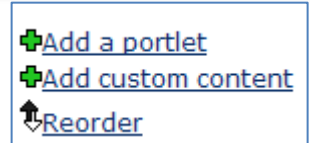


Reorder Portlets

- ✦ Click the **Edit Page** link on the upper right side of the group page.
- ✦ The **Customize Page** window will display.
- ✦ Click the **Content** tab.
- ✦ A list of portlets will display (see illustration below).



- ✦ Click the **Reorder** link at the bottom of the page (see illustration at right)..
- ✦ The **Customize Page Main Page** window will display (see illustration below).



- ✦ Change the number beside the portlet that is to be reordered.
- ✦ Click the **Save** button to change the order of the portlets.
- ✦ The order of the rest of the numbers in the list will change when the **Save** button is clicked.
- ✦ Click **Exit** to return to the group page.